



# U.P.B.Ed.Counseling Mobile App



**ANDROID**  
Applications





## About Mobile App

- Application has been developed for viewing allotment result, entrance result and institute profile.
- Android app can run on smart mobile phones and tablets.



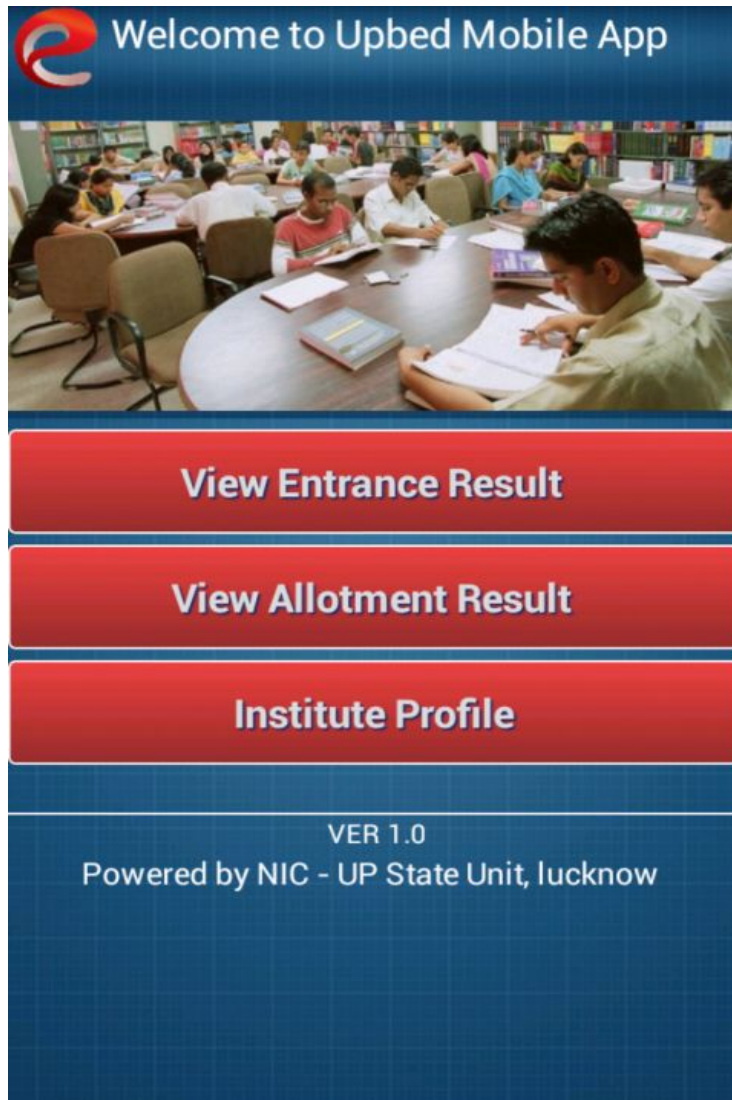
## Steps To Use this App

After installation first screen will appear i.e. welcome screen looks like as shown below.





After first screen, home screen will appear which is as shown.





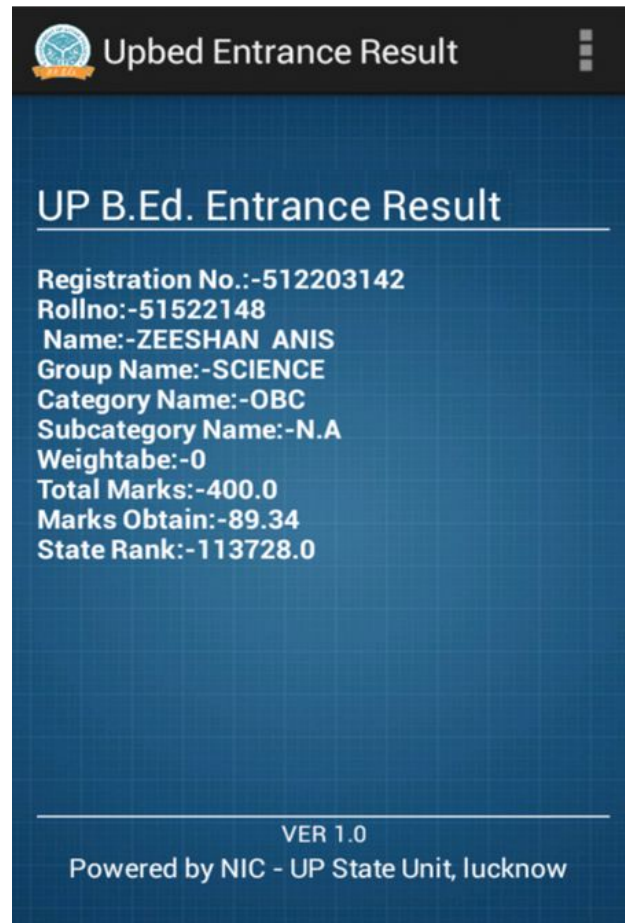
## View Entrance Result

Press view entrance button and then enter roll number to get result.

A screenshot of a mobile application interface for 'Upbed Entrance Result'. The app has a dark blue background with a grid pattern. At the top, there is a header with the app's logo and the text 'Upbed Entrance Result'. Below the header, the title 'UP B.Ed. Entrance Result' is displayed. A text input field is labeled 'Enter Rollno :-' and contains the number '51522148'. Below the input field is a prominent red button with the text 'GET RESULT' in white. At the bottom of the screen, there is a footer with the text 'VER 1.0' and 'Powered by NIC - UP State Unit, lucknow'.



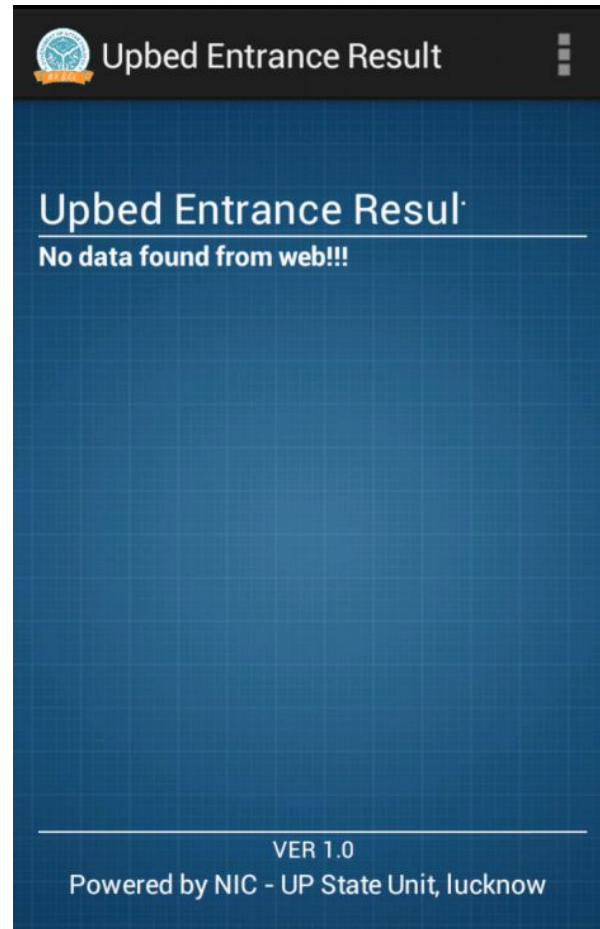
After pressing the **“GET RESULT”** button the result of the candidate will display on the screen.



Other wise message **“No data Found From Web”** will shown.



Other wise message “No data Found From Web” will shown on the screen.





## View Allotment Result

- Click on button “View Allotment Result” to view allotment result.

The screenshot shows a mobile application interface for 'Upbed Allotment Result'. At the top, there is a header with the government logo and the text 'Upbed Allotment Result'. Below this, the main title 'UP B.Ed.Allotment Result' is displayed. A text input field labeled 'Enter Rollno :-' contains the number '51522148'. A prominent red button with the text 'GET RESULT' is centered below the input field. At the bottom of the screen, it indicates 'VER 1.0' and 'Powered by NIC - UP State Unit, Lucknow'.





After Pressing the “**GET RESULT**” button the allotment result of the candidate will display on the screen.

**Upbed Allotment Result**

---

**On-Campus On-Line Result**

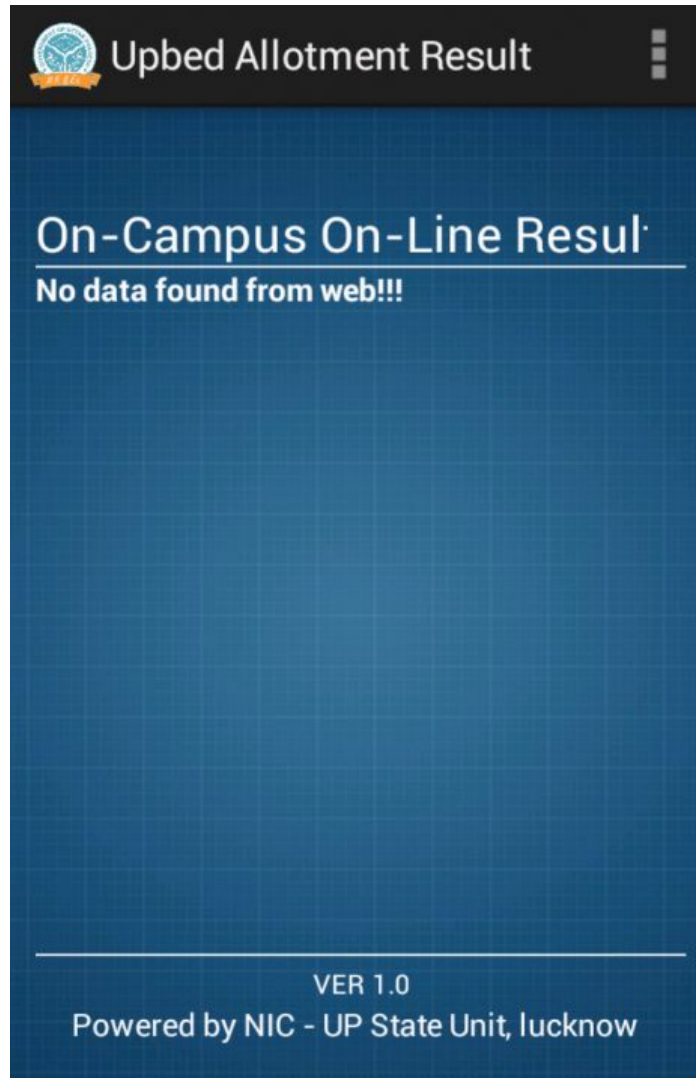
---

**Candidate RollNo: -51522148**  
**Candidate Name: -ZEESHAN ANIS**  
**Allotted Institute Name: -LAKHIMPUR COLLEGE OF EDUCATION, SARAI SAKUNAT, KHIRI, WWW.LAKHIMPUR COLLEGE OF EDUCATION.ORG, 9839700365 saifalinaqvi@gmail.com 4 A Laplas Shahnazaf Road Lucknow, 226001, www.lakhimpurcollege of education.org**  
**Allotted Branch / Course Name: -Science and Agriculture**  
**Balance Fee: -46250**

---

VER 1.0  
Powered by NIC - UP State Unit, Lucknow

Other wise message “No data Found From Web” will shown on the screen.





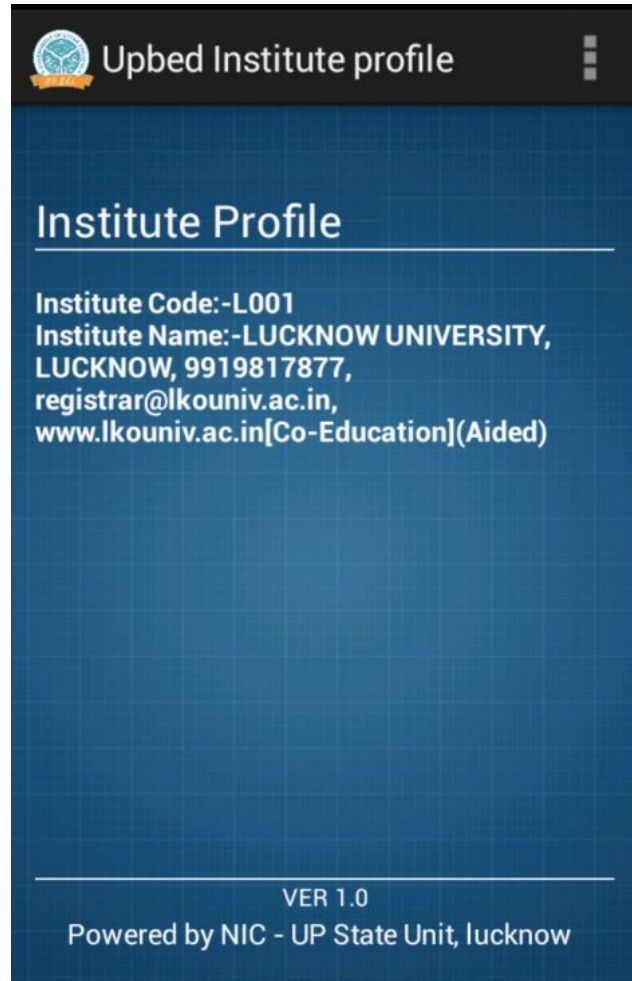
## Institute Profile

- Click on button “**Institute Profile**” to view profile of Institute.
- Enter institute code to view details.

The screenshot shows a mobile application interface with a dark blue background. At the top, there is a header with the U.P. B.Ed. logo and the text "Upbed Institute Profile". Below the header, the title "Institute Profile" is displayed. A text input field is labeled "Enter Institute Code :-" and contains the value "L001". Below the input field is a prominent red button with the text "GET Profile". At the bottom of the screen, the version "VER 1.0" and the text "Powered by NIC - UP State Unit, lucknow" are visible.

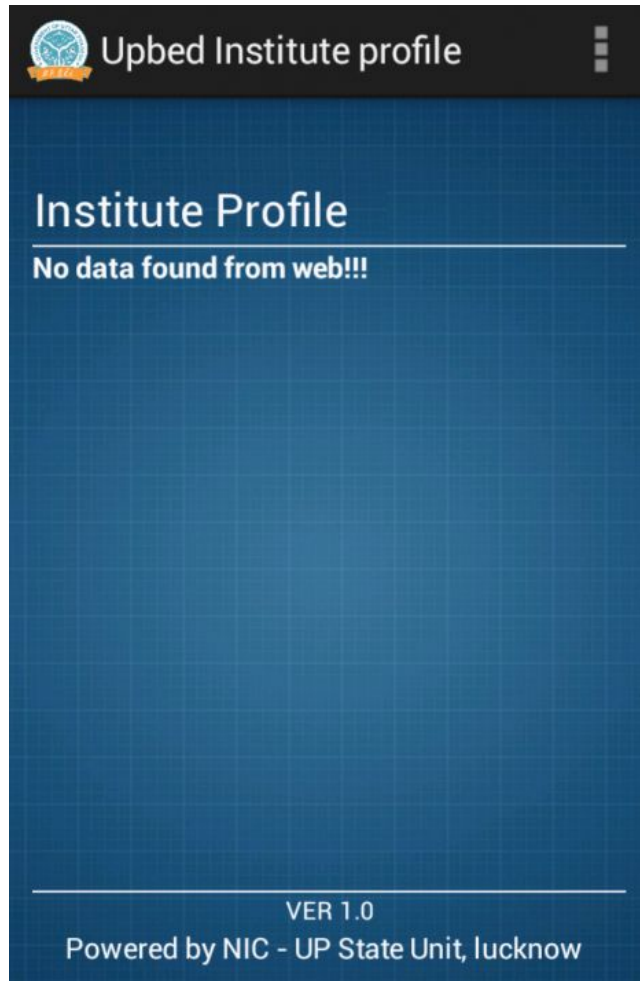


After pressing the “**GET Profile**” button profile of the institute will display on the screen.





Other wise message “No data Found From Web” will shown on the screen.



# Thanks For.....

